

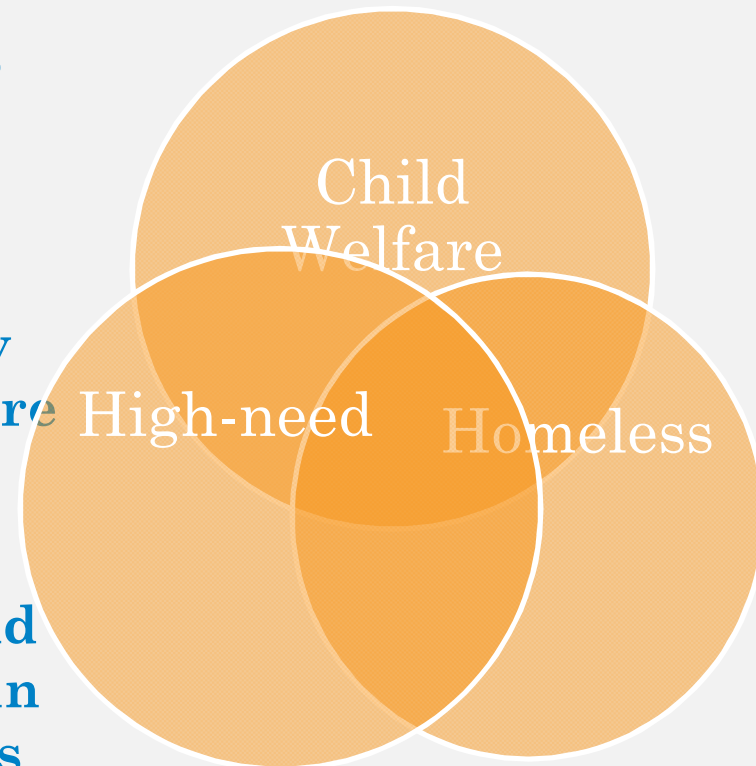
Housing as a Platform  
Stability for Families  
in the Child Welfare System

*October 5, 2016*



## System + Need Overlap

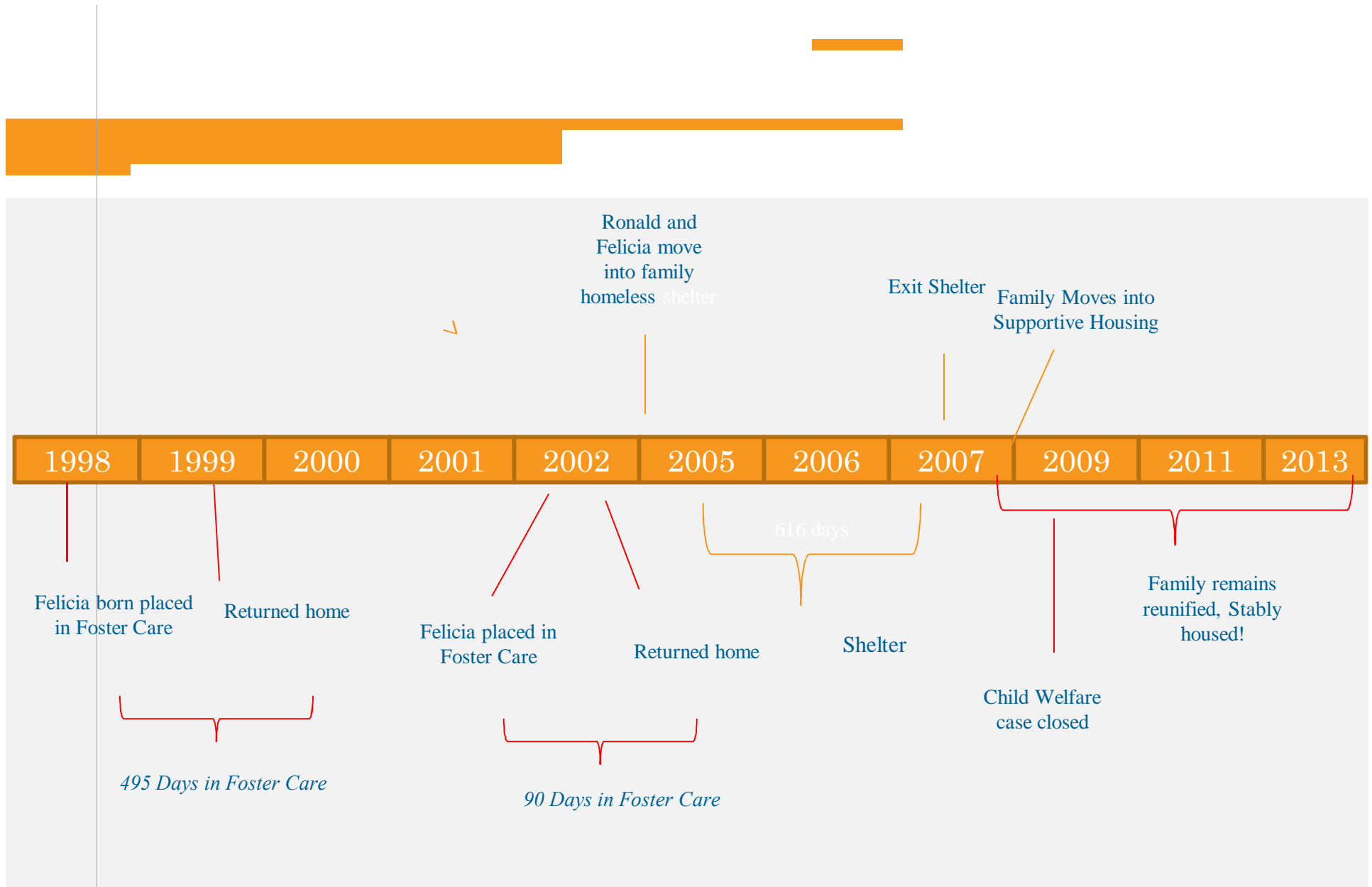
- **Foster care among homeless single adults range from 10 to 38%**
- **Homeless more likely to be receiving SSI, and more likely to be involved in the foster care system**
- **37% of the families with a child in foster care were homeless in the 12 months prior to the loss of custody**



Koegel, Melamid, and Burnam, 1995; Susser et. al., 1991; Bassuk, Buckner, et. al., 1997; Piliavin, Sosin, Westerfelt, and Matsueda, 1993; Zlotnick, Robertson, and Wright, 1999; Burt et. al., 1999; and Park, Metraux, and Culhane, 2005, Courtney 2010.) Mark Courtney, Partners for Our Children in Washington (2010)



- ❑ Permanent Subsidized Housing
- ❑ Intense Wrap-around Case Management
- ❑ Targeting
- ❑ Multi-system Collaboration
- ❑ Evaluation



*Total Foster Care Days: 585*

*Total Shelter Days: 610*



## Keeping Families Together

- 90% remained housed
- 100% of children reunified
- 61% of cases closed within 10 months
- 87% decrease in indicated reports
- Steady increases in school attendance
- Significant cost-offsets

*Children's Bureau*

PARTNERSHIPS TO DEMONSTRATE THE  
EFFECTIVENESS OF SUPPORTIVE HOUSING  
FOR FAMILIES WITH CHILD WELFARE  
INVOLVEMENT



# Children's Bureau

An Office of the Administration for Children & Families



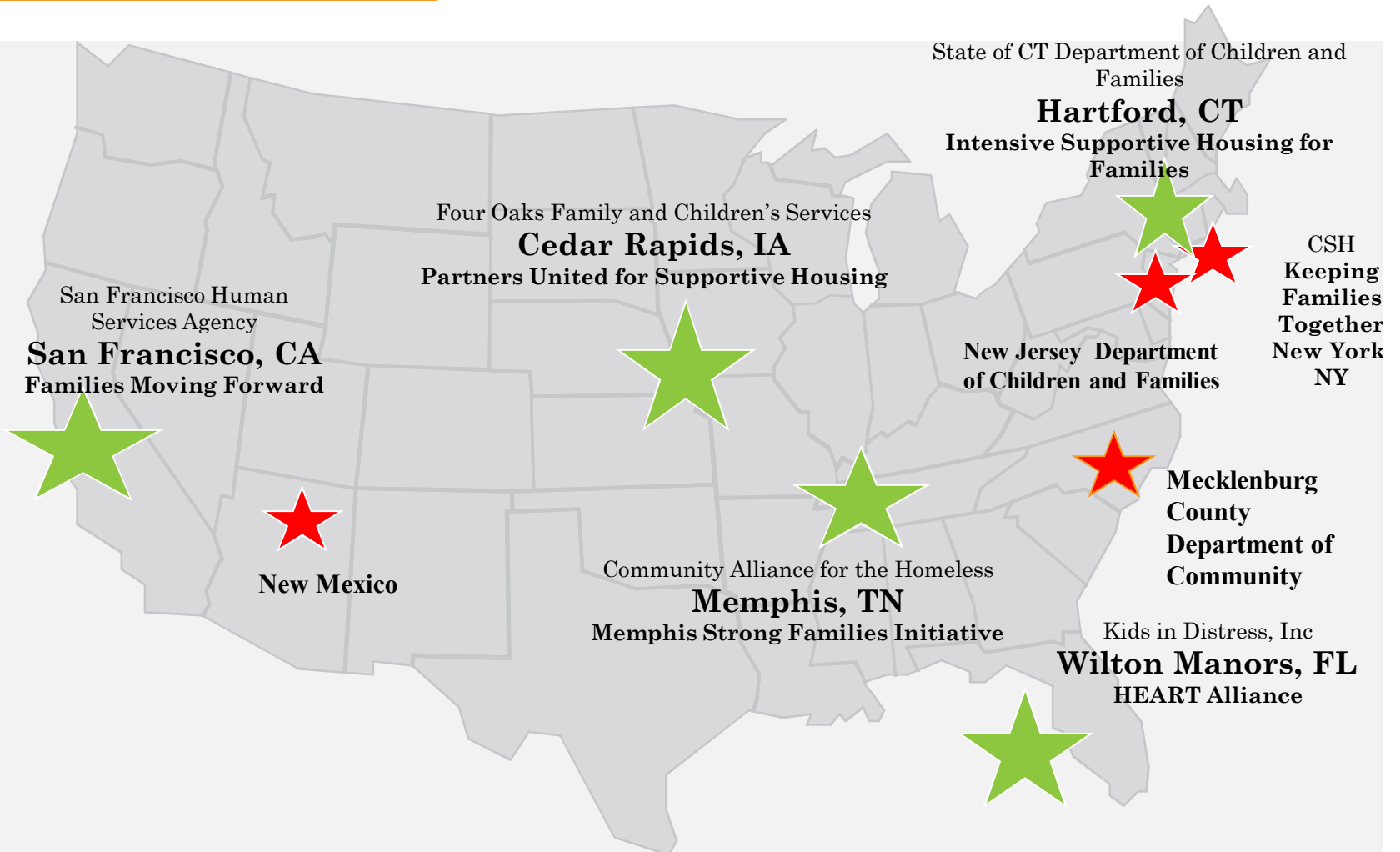
**Child Welfare &  
Supportive Housing**

RESOURCE CENTER



- **Implement supportive housing**
- **Target highest need families**
- **Establish cross system partnerships and new triage procedures**
- **Integrate evidence-based practices**
- **Local process, cost and outcome study**

# Involved Fam



## Number of Families Housed

Site	Permanently Housed	Goal
Broward County	53	50
Cedar Rapids	94	100
Connecticut	45	50
Memphis	83	125
San Francisco	37	73



## **Families have high rates of multiple, complex needs**

- **60% have mental health issues**
- **50% have histories of substance use**
- **46% have criminal justice involvement**
- **38% experienced domestic violence**

FAMILIES HAVE HISTORICAL

## Homelessness/Housing Instability

- **45% have a history of frequent moves**
- **42% of families have past homelessness**
- **31% of families on the verge of eviction**
- **32% utilized emergency shelter**
- **17% fleeing domestic violence**

## welfare involveme

- **73% had prior reports**
- **42% had a history of receiving child welfare services**
- **54% of the primary caregivers had a history of abuse or neglect**
- **25% had experienced a placement in foster care as a child**

- **How to identify and target high-need families for supportive housing and allocate resources efficiently.**
  
- **What do supportive housing models for this population look like?**
  
- **Does supportive housing:**
  - “ Reduce child welfare involvement for high-need families?
  - “ Reduce homelessness and improve housing stability for high-need families?
  - “ Help integrate housing and child welfare systems
  - “ Save taxpayer dollars in child welfare and other public



CSH is undertaking a strategic effort to **break the intergenerational cycle of homelessness, child welfare involvement, and poor outcomes for vulnerable families with children.**

Under the **One Roof campaign**, CSH will elevate the visibility of vulnerable, at-risk families and the need for an improved and integrated policy response through the **availability and targeting of supportive housing for families caught in this cycle.**



# CAMPAIGN GOALS

- 1. Strengthen collaboration** between the child welfare and housing systems at the federal, state and local levels to integrate services and improve family stability.
- 2. Significantly expand access** to supportive housing for families involved in multiple systems, including child welfare, at risk of separation due to neglect exacerbated by homelessness or housing instability.
- 3. Increase and sustain resources** to provide and coordinate housing based services to ensure long-term success for vulnerable children and families.

# CQI IN A SUPPORTIVE HOUSING PROGRAM:

WHAT WE THOUGHT, WHAT WE  
LEARNED, WHAT WE DID

## PROGRAM DESIGN AND EMERGING FINDINGS IN SAN FRANCISCO

NCCD Annual Conference  
October 6, 2016

Bridgette Lery,  
MSW, PhD

San Francisco  
Human Services  
Agency

# FAMILIES MOVING FORWARD SAN FRANCISCO PROJECT PARTNERS

- Government Systems
  - SF Human Services Agency (lead agency)
  - Department of Public Health
  - Housing Authority
- Supportive Service Providers
  - Homeless Prenatal Program (main provider)
  - Infant-Parent Program
  - Public Consulting Group

# TARGETING AND TRIAGE

“...evidence that the target population includes only families who are **most in need** of and who would **derive the most tangible benefit** from receiving assistance...”

- Triage:

- “the assigning of priority order to projects on the basis of where funds and other resources can be best used, are most needed, or are most likely to achieve success”

# TARGETING AND TRIAGE

## ■ Triage:

1. Those likely to live, regardless of care;
2. Those likely to die, regardless of care;
3. Those for whom immediate care might make a positive difference in outcome.

# WHO: WHAT ARE THE MAJOR RISK FACTORS?

Prevalence of Risk Factors Among Homeless and Not Homeless Families

	Number*		Percent	
	Homeless	Not Homeless	Homeless	Not Homeless
<b>Total n=9,303</b>				
<b>Risk Factors</b>				
Domestic Violence	117	1,062	21%	12%
Mental Health	200	974	36%	11%
Substance Abuse	255	1,377	46%	16%
Medically Fragile Child	52	104	33%	67%
*Risk factors are not mutually exclusive.				

# FOSTER CARE PLACEMENT RISK

Probability of Placement for Program Eligible Children by Risk Factor

Total Eligible (n=282)	Total*	Number		Percent	
		Placed	Not Placed	Placed	Not Placed
<b>Risk Factor</b>					
Domestic Violence	79	57	22	72%	28%
Mental Health	157	128	29	82%	18%
Substance Abuse	187	160	27	86%	14%
Medically Fragile	45	39	6	87%	13%

\*Total adds to more than the total eligible because risk factors are not

## CRITERIA FOR SF PROGRAM ELIGIBILITY:

- Currently homeless
- Beginning their first child welfare case
- Children are not yet in out of home care or recently placed
- One or more comorbidities such as:
  - Domestic violence
  - Mental health problems
  - Substance abuse

# FINAL THOUGHTS ON TARGETING

- Timing:
  - Align intervention with expected outcomes.
  - Consider history before the intervention.
- Dosage:
  - Provide enough, and early.
  - Find the neediest, yet not the rarest.

# FAMILIES MOVING FORWARD SERVICE MODEL

Three main phases of service delivery:

Referral & Engagement



Housing & Stabilization



Maintenance

## HOUSING & STABILIZATION PLACES: WHAT WE THOUGHT

- We could keep families in SF County, close to the service network.
- We could use short-term hotels as an interim strategy to stabilize families.

## HOUSING & STABILIZATION: WHAT WE LEARNED

- Families struggle to find apartments in SF housing market.
- Hotels were too short term to be stabilizing.
- Parents in residential treatment can take longer to be housed.

Calendar Days to Lease	Days				
	Families	Min.	Max.	Median	Mean
All Treatment Families	37	2	692	268	296
Ever in Residential Treatment	12	209	592	291	355

## HOUSING & STABILIZATION : WHAT WE DID


- Suspended the lottery
- Added a dedicated Housing Specialist to promote faster use of FUP vouchers
- Opened Holloway House

## MAINTENANCE: WHAT WE THOUGHT

- Families would move into maintenance phase and graduate sooner than they have.

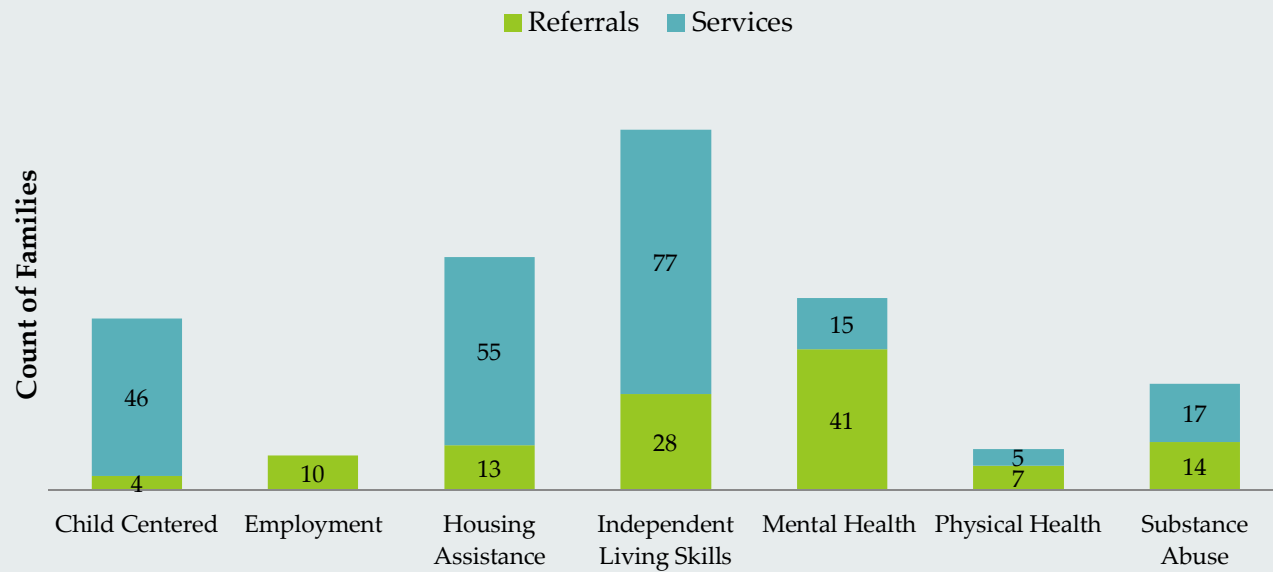
## MAINTENANCE: WHAT WE LEARNED

- It took longer for families to get to maintenance because it's taken longer to get to housing, which may help stabilize other areas.



# MAINTENANCE: WHAT WE ARE DOING

## Count of Families Provided Referrals & Services



# DISCUSSION

1. Rapid services and housing can only be accelerated so much.
  - Engagement requires much more planned and persistent effort with this population, and takes more time.
  - Child welfare and housing bureaucracies can be streamlined but still involve many steps and cooks in the kitchen to coordinate.
2. A sustainable model may require FUP++, not FUP alone.
  - Scattered site housing for a highly challenged population in a highly challenging housing market takes much more effort and time than expected.